



LIMPOPO

PROVINCIAL GOVERNMENT
REPUBLIC OF SOUTH AFRICA

PROVINCIAL TREASURY

Limpopo Municipalities
Consolidated S71 reports for the
month ending 31 July 2008

Table of Contents

Operating Revenue and expenditure	3
Actual Operating Revenue and Expenditure for the month ending 31 July 2008 ...	4
Operating Revenue and Expenditure Graphs	5
Capital expenditure and source of funding	8
Capital Budget and Expenditure Graphs	9
Debtors Age Analysis	13
Debtors by Revenue Source and by Customer Group	14
Debtors – Graphs	15
Creditors Age Analysis	17

Operating Revenue and expenditure

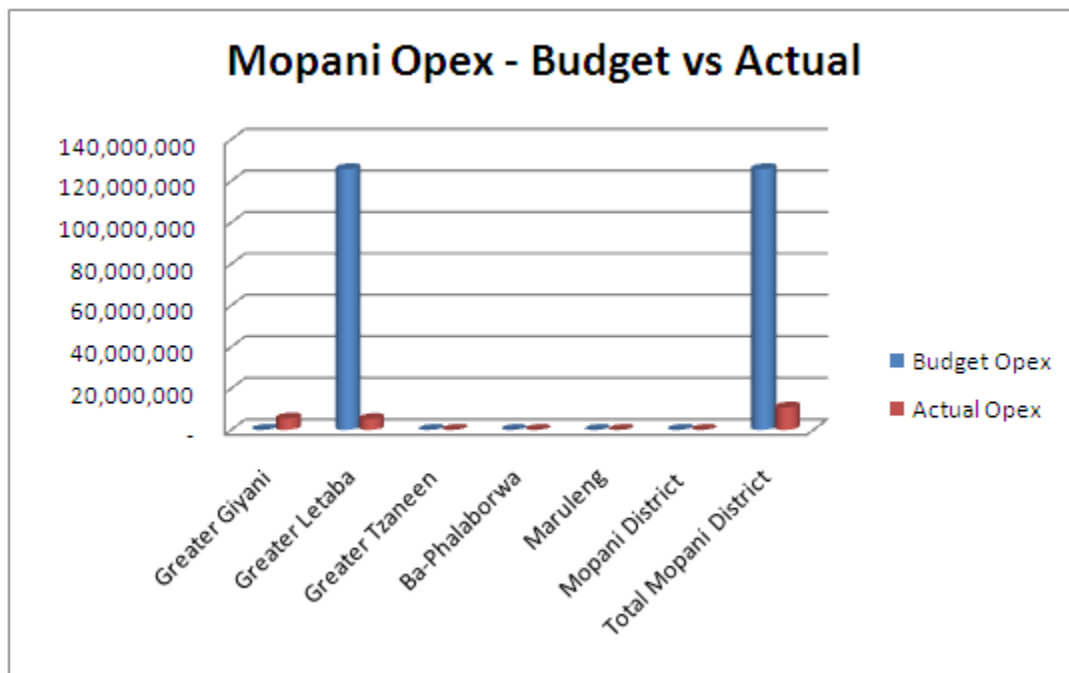
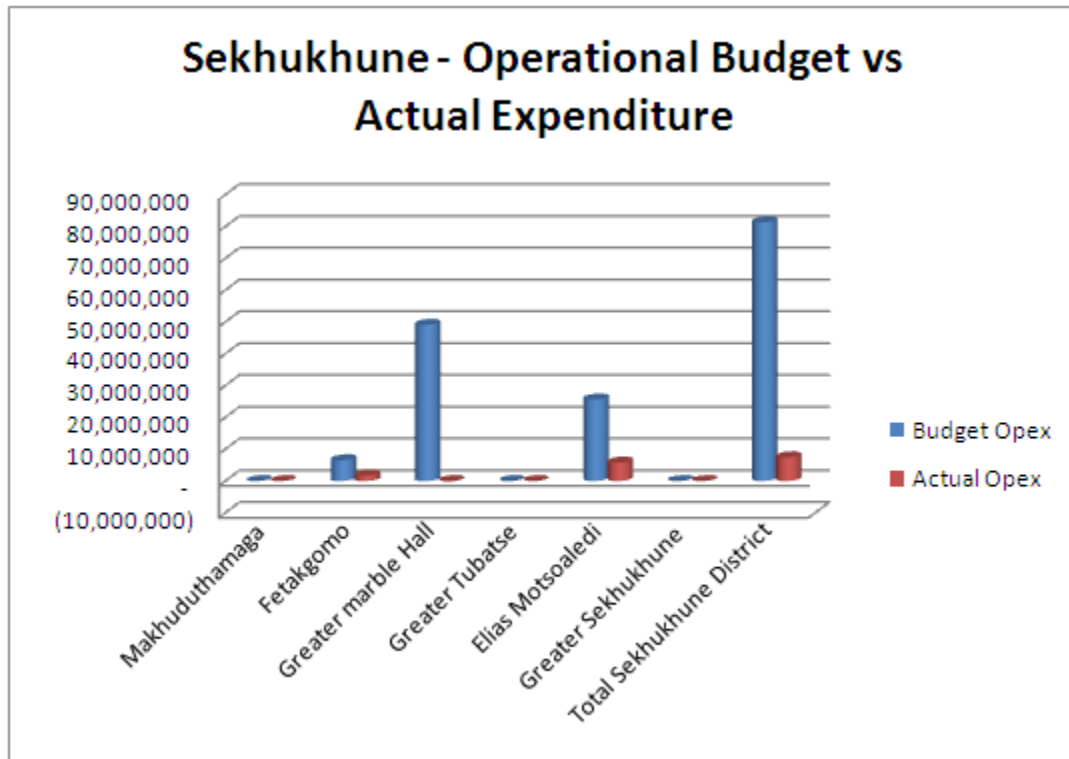
Code	Municipality	Operating revenue						Expenditure						Variance - Actual revenue to date - actual expenditure to date	
		Original Budget	Adjusted revenue	Actual for the month	Actual to date	Variance Budget - Actual	% variance	Budget	Adjusted	Actual for the month	Actual expenditure to date	Variance Budget - Expenditure	% Variance		
NP03a2	Makhuduthamaga	-	-	-	-	-	-	-	-	-	-	-	-	-	-
NP03a3	Fetakgomo	-	-	6,526,604	6,526,604	(6,526,604)	-	-	-	1,764,665	1,764,665	(1,764,665)	-	4,761,939	
NP03a4	Greater marble Hall	-	-	49,115,379	49,115,379	(49,115,379)	-	-	-	(108,896)	(108,896)	108,896	-	49,224,275	
NP03a5	Greater Tubatse	-	-	-	-	-	-	-	-	-	-	-	-	-	
NP03a6	Elias Motsoaledi	-	-	25,653,784	25,653,784	(25,653,784)	-	-	-	5,794,473	5,794,473	(5,794,473)	-	19,859,311	
DC47	Greater Sekhukhune	-	-	-	-	-	-	-	-	-	-	-	-	-	
	Total Sekhukhune District	-	-	81,295,767	81,295,767	(81,295,767)	-	-	-	7,450,242	7,450,242	(7,450,242)	-	73,845,525	
NP331	Greater Giyani	-	-	18,827,325	18,827,325	(18,827,325)	-	-	-	5,514,568	5,514,568	(5,514,568)	-	13,312,757	
NP332	Greater Letaba	125,739,327	-	25,103,654	25,103,654	100,635,673	20%	125,739,327	-	5,237,429	5,237,429	-	4%	19,866,225	
NP333	Greater Tzaneen	-	-	-	-	-	-	-	-	-	-	-	-	-	
NP334	Ba-Phalaborwa	-	-	-	-	-	-	-	-	-	-	-	-	-	
NP335	Maruleng	-	-	-	-	-	-	-	-	-	-	-	-	-	
DC33	Mopani District	-	-	-	-	-	-	-	-	-	-	-	-	-	
	Total Mopani District	125,739,327	-	43,930,979	43,930,979	81,808,348	35%	125,739,327	-	10,751,997	10,751,997	(5,514,568)	9%	33,178,982	
NP341	Musina	109,904,000	-	-	-	-	-	104,907,000	-	-	-	-	-	-	
NP342	Mutale	-	-	-	-	-	-	-	-	-	-	-	-	-	
NP343	Thulamela	-	-	-	-	-	-	-	-	-	-	-	-	-	
NP344	Makhado	-	-	55,107,188	55,107,188	(55,107,188)	-	-	-	23,462,585	23,462,585	-	-	31,644,603	
DC34	Vhembe District	-	-	-	-	-	-	-	-	-	-	-	-	-	
	Total Vhembe District	109,904,000	-	55,107,188	55,107,188	(55,107,188)	-	104,907,000	-	23,462,585	23,462,585	-	-	31,644,603	
NP351	Blouberg	-	-	-	-	-	-	-	-	-	-	-	-	-	
NP352	Aganang	-	-	-	-	-	-	-	-	-	-	-	-	-	
NP353	Molemole	-	-	-	-	-	-	-	-	1,579,109	1,579,109	-	-	(1,579,109)	
NP354	Polokwane	-	-	-	-	-	-	-	-	-	-	-	-	-	
NP355	Lepelle-Nkumpi	140,303,015	-	32,874,368	32,874,368	-	23%	80,008,781	-	3,296,132	3,296,132	-	-	29,578,236	
DC35	Capricorn District	-	-	-	-	-	-	-	-	-	-	-	-	-	
	Total Capricorn District	140,303,015	-	32,874,368	32,874,368	-	23%	80,008,781	-	4,875,241	4,875,241	-	0%	27,999,127	
NP361	Thabazimbi	-	-	-	-	-	-	-	-	-	-	-	-	-	
NP362	Lephalale	149,752,997	-	26,422,482	26,422,482	123,330,515	18%	-	-	7,613,695	7,613,695	-	-	18,808,787	
NP363	Mookgophong	-	-	-	-	-	-	-	-	-	-	-	-	-	
NP364	Modimolle	-	-	6,370,458	6,370,458	(6,370,458)	-	-	-	4,596,725	4,596,725	-	-	1,773,733	
NP365	Bela-Bela	-	-	-	-	-	-	-	-	-	-	-	-	-	
NP366	Mogalakwena	439,279,000	-	55,304,556	55,304,556	383,974,444	13%	322,746,000	-	(11,986,440)	(11,986,440)	-	-	67,290,997	
DC36	Waterberg District	-	-	26,158,068	26,158,068	(26,158,068)	-	-	-	3,313,620	3,313,620	-	-	-	
	Total Waterberg District	589,031,997	-	114,255,564	114,255,564	474,776,433	19%	322,746,000	-	3,537,600	3,537,600	-	0%	87,873,517	

Actual Operating Revenue and Expenditure for the month ending 31 July 2008

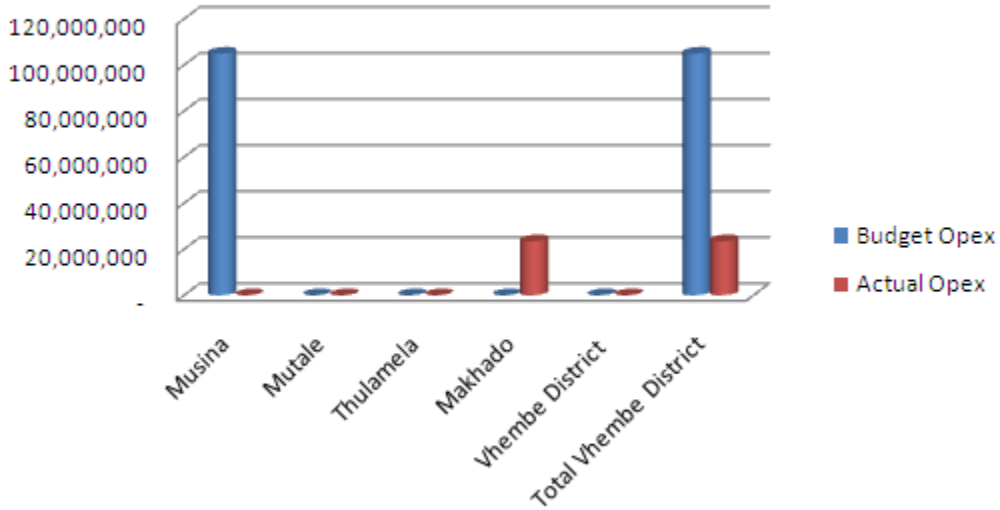
Code	Municipality	OPERATING REVENUE										
		Property Rates	Service Charges	Rent of facilities and equipment	Interest Earned - External	Interest Earned - Outstanding	Fines	Licenses & Permits	Income For Agency Services	Grants & Subsidies Received	Other revenue	Total Revenue
NP03a2	Makhuduthamaga	-	-	-	-	-	-	-	-	-	-	-
NP03a3	Fetakgomo	-	16,036	6,195	4	-	-	-	-	6,499,501	4,868	6,526,604
NP03a4	Greater marble Hall	872,316	37,936,563	6,968	-	-	16,300	700	-	9,948,050	334,482	49,115,379
NP03a5	Greater Tubatse	-	-	-	-	-	-	-	-	-	-	-
NP03a6	Elias Motsoaledi	506,842	2,280,190	47,417	865,853	-	109,445	1,045,713	-	20,659,183	139,141	25,653,784
DC47	Greater Sekhukhune	-	-	-	-	-	-	-	-	-	-	-
	Total Sekhukhune district	1,379,158	40,232,789	60,580	865,857	-	125,745	1,046,413	-	37,106,734	478,491	81,295,767
NP331	Greater Giyani	328,885	926,465	-	3,600	-	-	-	-	17,653,820	(85,445)	18,827,325
NP332	Greater Letaba	102,789	1,172,195	12,486	18,030	301,664	21,650	420,175	-	23,037,244	17,421	25,103,654
NP333	Greater Tzaneen	-	-	-	-	-	-	-	-	-	-	-
NP334	Ba-Phalaborwa	-	-	-	-	-	-	-	-	-	-	-
NP335	Maruleng	-	-	-	-	-	-	-	-	-	-	-
DC33	Mopani District	-	-	-	-	-	-	-	-	-	-	-
	Total Mopani District	431,674	2,098,660	12,486	21,630	301,664	21,650	420,175	-	40,691,064	(68,024)	43,930,979
NP341	Musina	-	-	-	-	-	-	-	-	-	-	-
NP342	Mutale	-	-	-	-	-	-	-	-	-	-	-
NP343	Thulamela	-	-	-	-	-	-	-	-	-	-	-
NP344	Makhado	1,029,890	15,252,731	16,129	-	-	25,863	117,465	-	37,584,887	1,080,223	55,107,188
DC34	Vhembe District	-	-	-	-	-	-	-	-	-	-	-
	Total Vhembe District	1,029,890	15,252,731	16,129	-	-	25,863	117,465	-	37,584,887	1,080,223	55,107,188
NP351	Blouberg	-	-	-	-	-	-	-	-	-	-	-
NP352	Aganang	-	-	-	-	-	-	-	-	-	-	-
NP353	Molemole	-	-	-	-	-	-	-	-	-	-	-
NP354	Polokwane	-	-	-	-	-	-	-	-	-	-	-
NP355	Lepelle-Nkumpi	5,258	65,616	-	146,868	-	-	581,512	31,153,034	922,080	-	32,874,368
DC35	Capricorn District	-	-	-	-	-	-	-	-	-	-	-
	Total Capricorn District	5,258	65,616	-	146,868	-	-	581,512	31,153,034	922,080	-	32,874,368
NP361	Thabazimbi	-	-	-	-	-	-	-	-	-	-	-
NP362	Lephalale	1,306,716	4,717,533	7,943	-	176,286	22,000	556,570	-	19,210,250	425,184	26,422,482
NP363	Mookgophong	-	-	-	-	-	-	-	-	-	-	-
NP364	Modimolle	1,071,581	-	-	-	104,145	47	-	-	7,047	5,187,638	6,370,458
NP365	Bela-Bela	-	-	-	-	-	-	-	-	-	-	-
NP366	Mogalakwena	2,807,809	10,839,779	30,402	1,150,785	1,158,362	4,222	-	13,122	39,177,114	122,960	55,304,556
DC36	Waterberg District	-	121,752	14,401	1,013,111	1,425	-	-	-	25,005,387	1,992	26,158,068
	Total Waterberg District	5,186,106	15,679,064	52,746	2,163,896	1,440,218	26,269	556,570	13,122	83,399,798	5,737,774	114,255,564

Code	Municipality	OPERATING EXPENDITURE								Total Expenditure
		Employee costs including councillors	Repairs And Maintenance - Municipal Assets	Interest Expense - External Borrowings	Bulk Purchases	Contracted Services	Grants & Subsidies Paid (F4.2)	Interest - Internal Borrowings	Other Expenses	
NP03a2	Makhuduthamaga	-	-	-	-	-	-	-	-	-
NP03a3	Fetakgomo	1,065,976	14,252	-	-	-	-	-	684,437	1,764,665
NP03a4	Greater marble Hall	-	(28,327)	-	-	-	(97,368)	-	16,799	(108,896)
NP03a5	Greater Tubatse	-	-	-	-	-	-	-	-	-
NP03a6	Elias Motsoaledi	3,423,508	297,116	-	934,448	70,831	120,649	-	947,921	5,794,473
DC47	Greater Sekhukhune	-	-	-	-	-	-	-	-	-
	Total Sekhukhune District	4,489,484	283,041	-	934,448	70,831	23,281	-	1,649,157	7,450,242
NP331	Greater Giyani	1,964,840	-	42,809	-	1,207,642	-	-	2,299,277	5,514,568
NP332	Greater Letaba	2,593,531	102,490	-	982,193	155,365	-	-	1,403,850	5,237,429
NP333	Greater Tzaneen	-	-	-	-	-	-	-	-	-
NP334	Ba-Phalaborwa	-	-	-	-	-	-	-	-	-
NP335	Maruleng	-	-	-	-	-	-	-	-	-
DC33	Mopani District	-	-	-	-	-	-	-	-	-
	Total Mopani District	4,558,371	102,490	42,809	982,193	1,363,007	-	-	3,703,127	10,751,997
NP341	Musina	-	-	-	-	-	-	-	-	-
NP342	Mutale	-	-	-	-	-	-	-	-	-
NP343	Thulamela	-	-	-	-	-	-	-	-	-
NP344	Makhado	8,465,361	1,225,059	-	4,718,689	-	-	-	9,053,476	23,462,585
DC34	Vhembe District	-	-	-	-	-	-	-	-	-
	Total Vhembe District	8,465,361	1,225,059	-	4,718,689	-	-	-	9,053,476	23,462,585
NP351	Blouberg	-	-	-	-	-	-	-	-	-
NP352	Aganang	-	-	-	-	-	-	-	-	-
NP353	Molemole	1,579,109	-	-	-	-	-	-	-	1,579,109
NP354	Polokwane	-	-	-	-	-	-	-	-	-
NP355	Lepelle-Nkumpi	1,501,257	43,631	-	-	82,907	-	-	1,668,337	3,296,132
DC35	Capricorn District	-	-	-	-	-	-	-	-	-
	Total Capricorn District	3,080,366	43,631	-	-	82,907	-	-	1,668,337	4,875,241
NP361	Thabazimbi	-	-	-	-	-	-	-	-	-
NP362	Lephalale	4,361,564	386,541	-	505,548	-	-	-	2,360,042	7,613,695
NP363	Mookgophong	-	-	-	-	-	-	-	-	-
NP364	Modimolle	3,403,791	153,807	-	-	-	-	-	1,039,127	4,596,725
NP365	Bela-Bela	-	-	-	-	-	-	-	-	-
NP366	Mogalakwena	(7,975,615)	(987,839)	-	13,527	-	(260,214)	-	(2,776,299)	(11,986,440)
DC36	Waterberg District	2,715,261	6,555	-	-	30,036	-	-	561,768	3,313,620
	Total Waterberg District	2,505,001	(440,936)	-	519,075	30,036	(260,214)	-	1,184,638	3,537,600

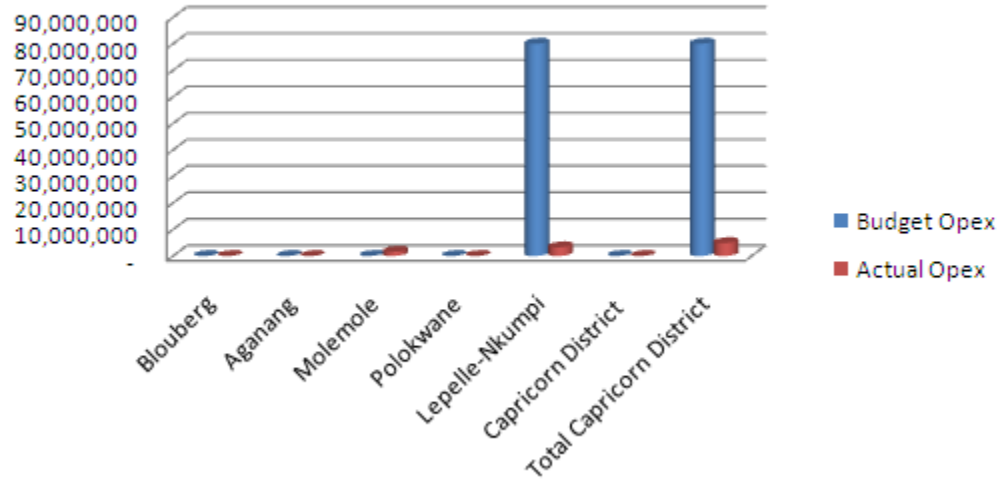
Operating Revenue and Expenditure Graphs



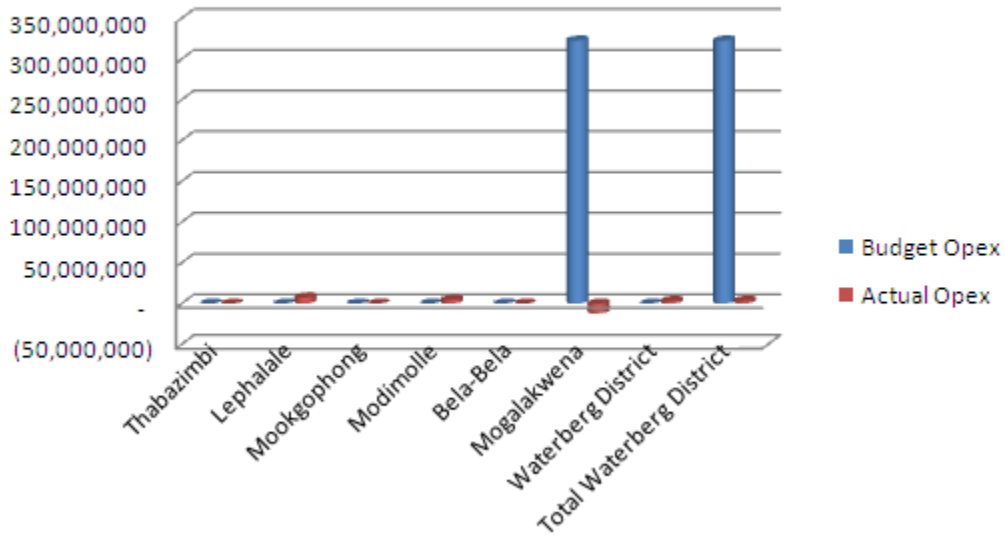
Vhembe Opex - Budget vs Actual



Capricorn Opex - Budget vs Actual



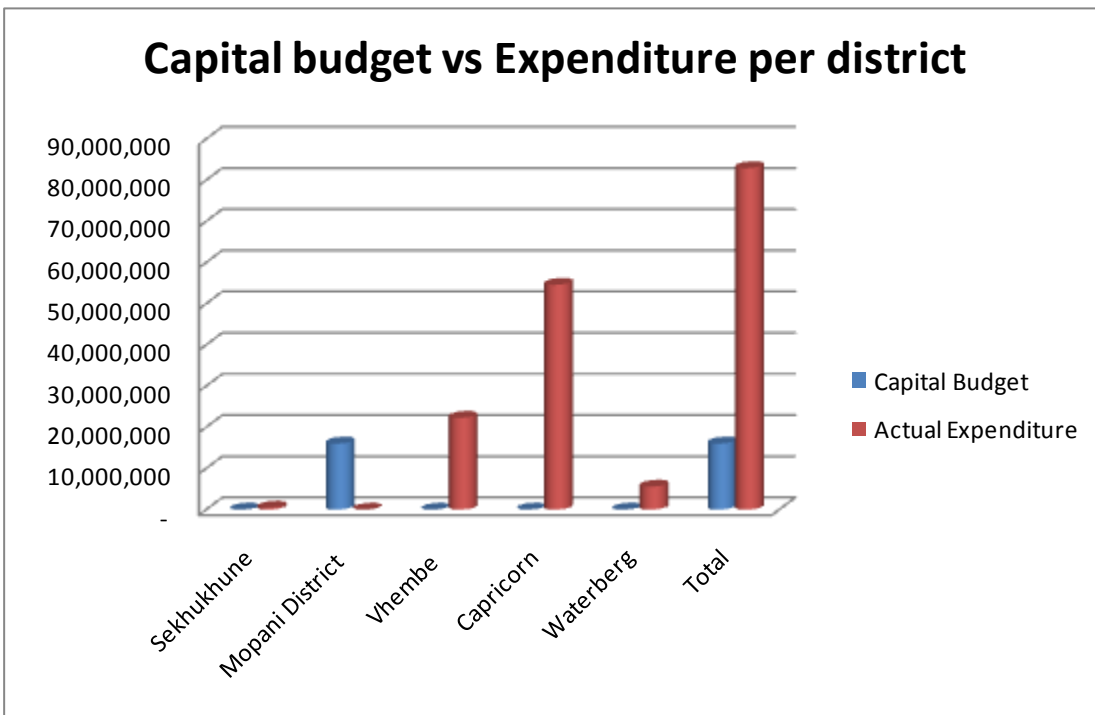
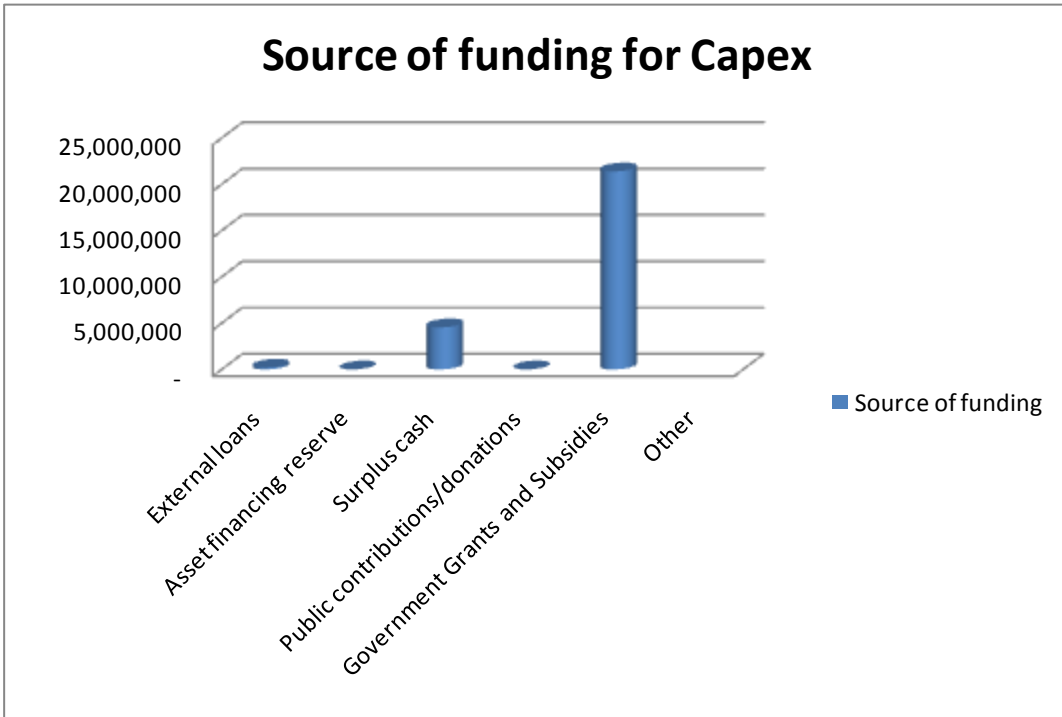
Waterberg Opex - Budget vs Actual



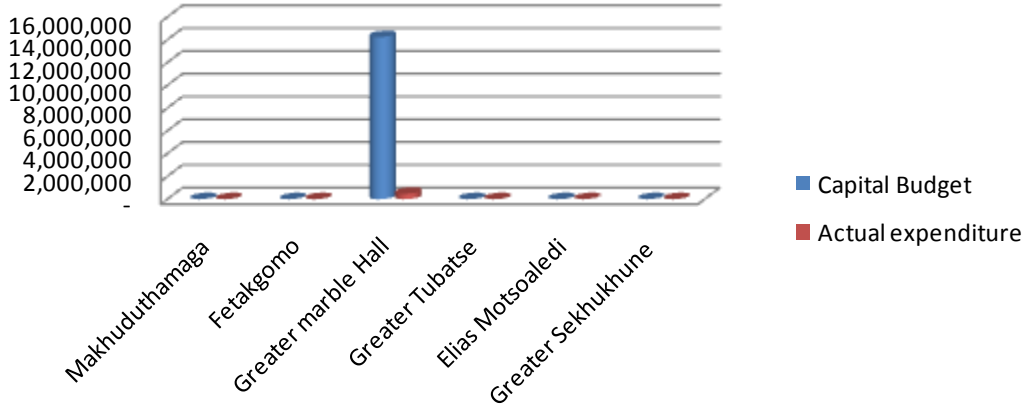
Capital expenditure and source of funding

Code	Municipality	Capital Budget		Expenditure		Source of financing					
		Original	Adjusted	For the month 01	to date	External loans	Asset financing reserve	Surplus cash	Public contributions/donations	Government Grants and Subsidies	Other
NP03a2	Makhuduthamaga	-	-	-	-	-	-	-	-	-	-
NP03a3	Fetakgomo	-	-	-	-	-	-	-	-	-	-
NP03a4	Greater marble Hall	14,237,500	-	472,322	472,322	-	-	-	-	-	-
NP03a5	Greater Tubatse	-	-	-	-	-	-	-	-	-	-
NP03a6	Elias Motsoaledi	-	-	-	-	-	-	-	-	-	-
DC47	Greater Sekhukhune	-	-	-	-	-	-	-	-	-	-
	Sekhukhune	14,237,500	-	472,322	472,322	-	-	-	-	-	-
NP331	Greater Giyani	-	-	-	-	-	-	-	-	-	-
NP332	Greater Letaba	41,765,100	-	1,279,010	1,279,010	-	-	-	-	686,444	592,566
NP333	Greater Tzaneen	-	-	-	-	-	-	-	-	-	-
NP334	Ba-Phalaborwa	-	-	-	-	-	-	-	-	-	-
NP335	Maruleng	16,051,000	-	-	-	-	-	-	-	-	-
DC33	Mopani District	-	-	-	-	-	-	-	-	-	-
	Mopani District	57,816,100	-	1,279,010	1,279,010	-	-	-	-	686,444	592,566
NP341	Musina	-	-	239,128	239,128	-	-	-	-	-	-
NP342	Mutale	-	-	-	-	-	-	-	-	-	-
NP343	Thulamela	-	-	-	-	-	-	-	-	-	-
NP344	Makhado	107,539,600	-	2,276,204	2,276,204	185,907	-	-	-	2,090,297	-
DC34	Vhembe District	-	-	19,778,660	19,778,660	-	-	3,858,791	-	15,919,869	-
	Vhembe	107,539,600	-	22,293,992	22,293,992	185,907	-	3,858,791	-	18,010,166	-
NP351	Blouberg	-	-	-	-	-	-	-	-	-	-
NP352	Aganang	-	-	-	-	-	-	-	-	-	-
NP353	Molemole	-	-	-	-	-	-	-	-	-	-
NP354	Polokwane	-	-	53,699,658	53,699,658	-	-	-	-	-	-
NP355	Lepelle-Nkumpi	92,929,186	-	891,711	891,711	-	-	-	-	-	-
DC35	Capricorn District	-	-	-	-	-	-	-	-	-	-
	Capricorn	92,929,186	-	54,591,369	54,591,369	-	-	-	-	-	-
NP361	Thabazimbi	-	-	-	-	-	-	-	-	-	-
NP362	Lephalale	24,992,300	-	24,536	24,536	-	-	24,536	-	-	-
NP363	Mookgophong	-	-	-	-	-	-	-	-	-	-
NP364	Modimolle	-	-	5,771,898	5,771,898	-	-	-	-	3,581,000	-
NP365	Bela-Bela	-	-	-	-	-	-	-	-	-	-
NP366	Mogalakwena	160,120,000	-	(886,232)	(886,232)	-	-	-	-	(886,232)	-
DC36	Waterberg District	24,737,000	-	660,275	660,275	-	-	660,275	-	-	-
	Waterberg	209,849,300	-	5,570,477	5,570,477	-	-	684,811	-	2,694,768	-
	Total	482,371,686	-	84,207,170	84,207,170	185,907	-	4,543,602	-	21,391,378	-

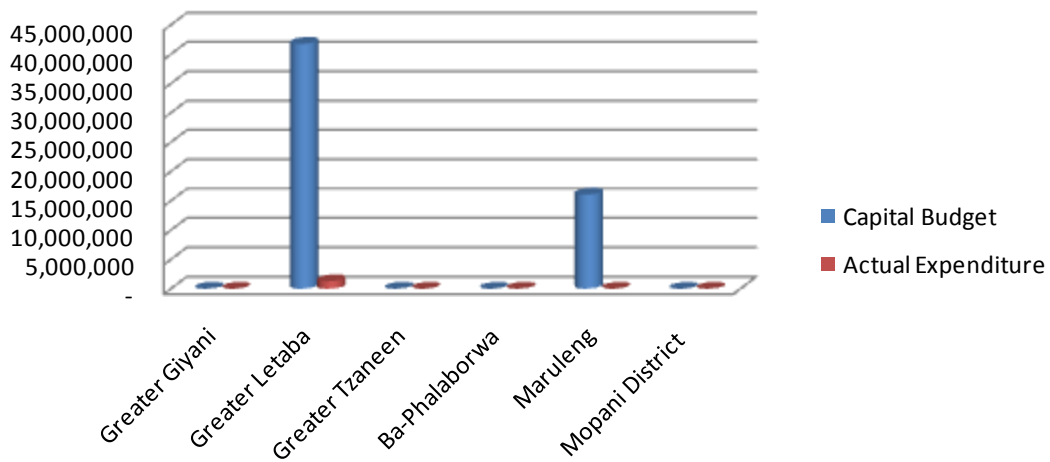
Capital Budget and Expenditure Graphs



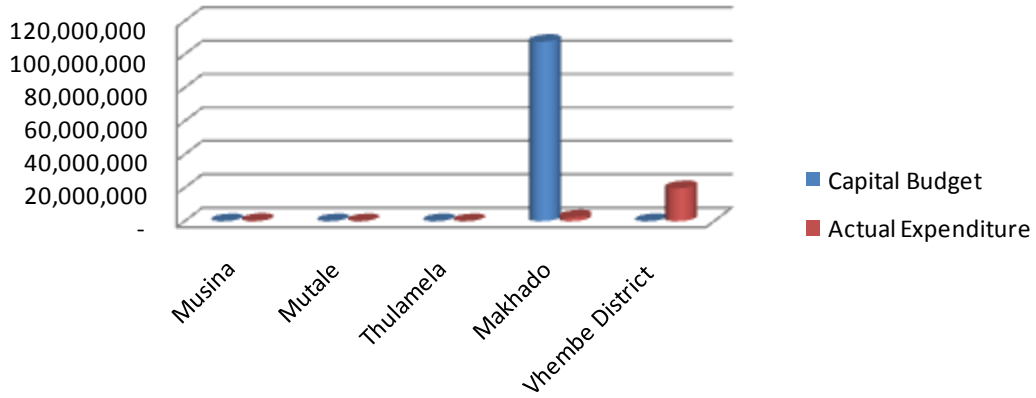
Sekhukhune - Capital budget vs Actual Expenditure



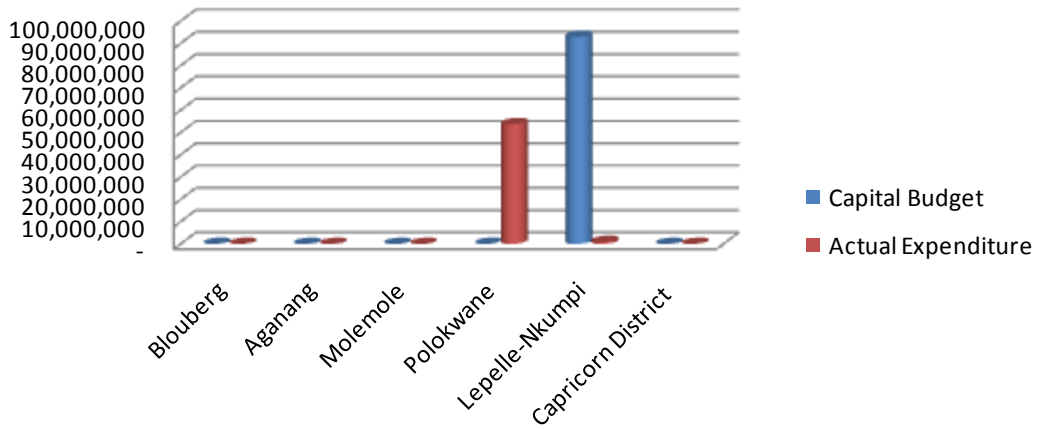
Mopani - Capital Budget vs Actual Expenditure



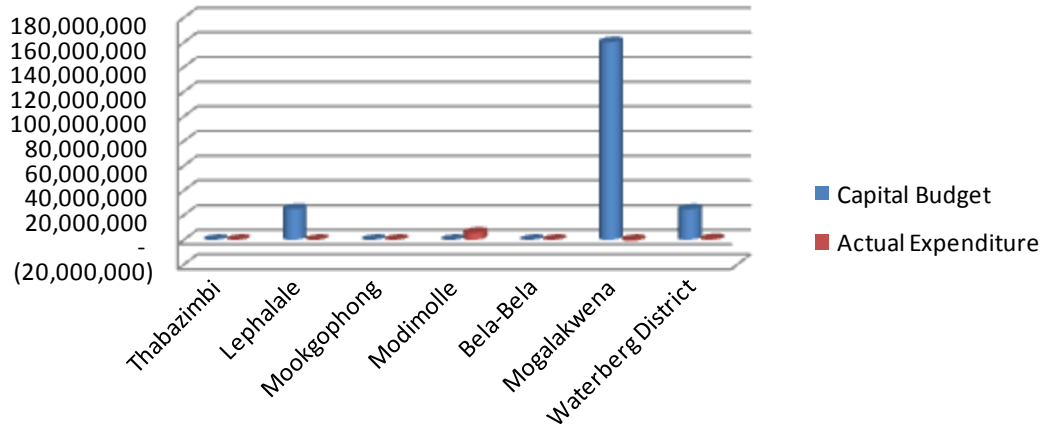
Vhembe - Capital Budget vs Actual Expenditure



Capricorn - Capital Budget vs Actual Expenditure



Waterberg - Capital Budget vs Actual Expenditure



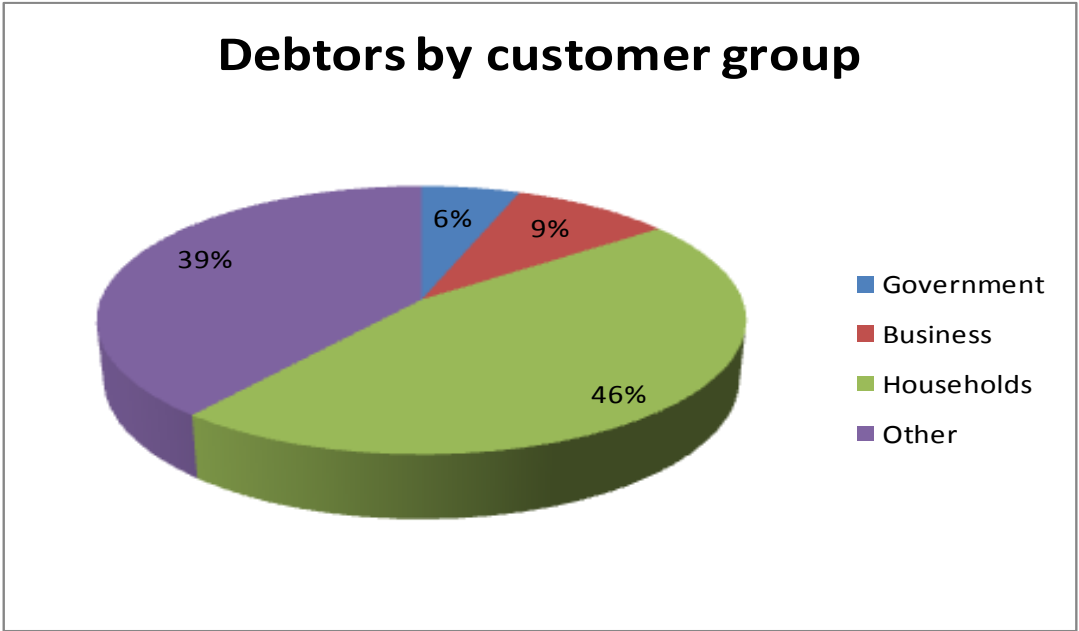
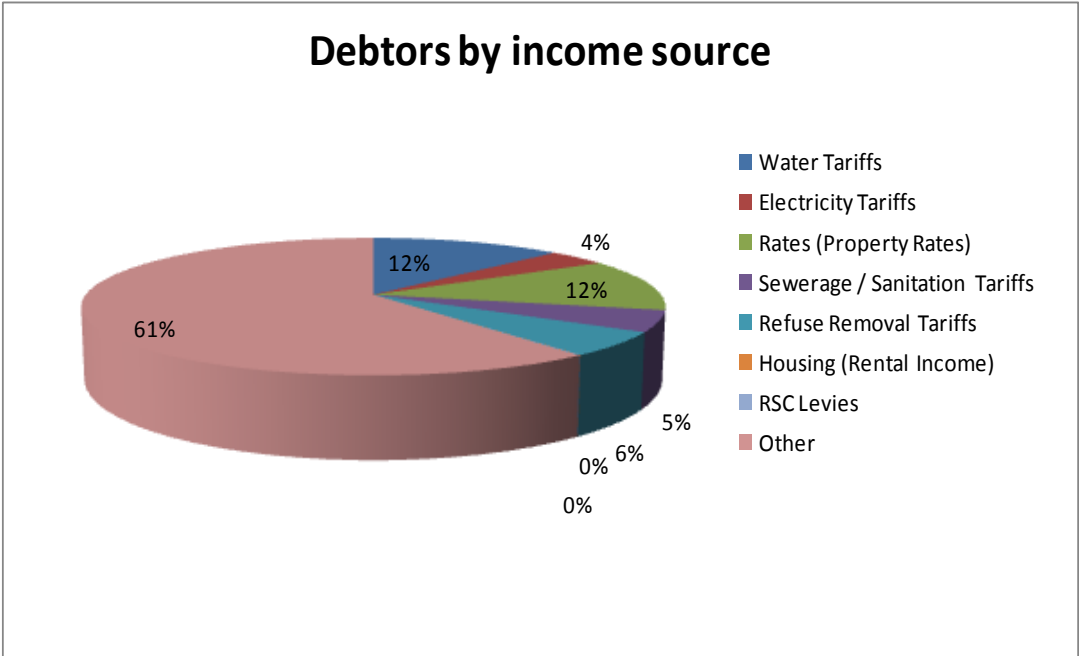
Debtors Age Analysis

Code	Municipality	0 - 30 Days	31 - 60 Days	61 - 90 Days	91 - 120 Days	121 - 150 Days	151 - 180 Days	181 Days - 1 Year	Over 1 Year	Total
NP03a2	Makhuduthamaga	-	-	-	-	-	-	-	-	-
NP03a3	Fetakgomo	-	-	-	-	-	-	-	-	-
NP03a4	Greater marble Hall	44,318,793	652,878	266,971	245,602	191,157	-	-	-	45,675,401
NP03a5	Greater Tubatse	-	-	-	-	-	-	-	-	-
NP03a6	Elias Motsoaledi	3,084,000	815,000	290,000	385,000	3,611,000	-	-	-	8,185,000
DC47	Greater Sekhukhune	-	-	-	-	-	-	-	-	-
	Sub-Total	47,402,793	1,467,878	556,971	630,602	3,802,157	-	-	-	53,860,401
NP331	Greater Giyani	-	-	-	-	-	-	-	-	-
NP332	Greater Letaba	1,038,717	1,062,745	897,562	904,404	918,525	30,895,789	-	-	35,717,742
NP333	Greater Tzaneen	-	-	-	-	-	-	-	-	-
NP334	Ba-Phalaborwa	7,754,241	5,570,279	5,125,354	4,484,245	149,303,247	-	-	-	172,237,366
NP335	Maruleng	-	-	-	-	-	-	-	-	-
DC33	Mopani District	-	-	-	-	-	-	-	-	-
	Sub-Total	8,792,958	6,633,024	6,022,916	5,388,649	150,221,772	30,895,789	-	-	207,955,108
NP341	Musina	1,341,519	1,416,272	1,072,690	1,029,985	19,248,021	-	-	-	24,108,487
NP342	Mutale	-	-	-	-	-	-	-	-	-
NP343	Thulamela	-	-	-	-	-	-	-	-	-
NP344	Makhado	-	-	-	-	-	-	-	-	-
DC34	Vhembe District	-	-	-	-	-	-	-	-	-
	Sub-Total	1,341,519	1,416,272	1,072,690	1,029,985	19,248,021	-	-	-	24,108,487
NP351	Blouberg	-	-	-	-	-	-	-	-	-
NP352	Aganang	558,449	-	-	-	-	-	-	60,821	619,270
NP353	Molemole	490,353	343,546	310,941	11,152,332	-	-	-	-	12,297,172
NP354	Polokwane	41,282,539	13,701,706	8,585,408	8,111,414	6,429,208	92,134,122	-	-	170,244,397
NP355	Lepelle-Nkumpi	2,428,218	2,085,722	2,133,663	44,800,914	-	-	-	-	51,448,517
DC35	Capricorn District	-	-	-	-	-	-	-	-	-
	Sub-total	44,759,559	16,130,974	11,030,012	64,064,660	6,429,208	92,134,122	-	60,821	234,609,356
NP361	Thabazimbi	-	-	-	-	-	-	-	-	-
NP362	Lephalale	299,817	1,265,259	839,747	758,774	18,009,419	-	-	-	21,173,016
NP363	Mookgophong	-	-	-	-	-	-	-	-	-
NP364	Modimolle	2,253,079	1,663,175	1,617,393	1,696,525	66,396,711	-	-	-	73,626,883
NP365	Bela-Bela	-	-	-	-	-	-	-	-	-
NP366	Mogalakwena	18,501,677	7,437,061	4,501,575	3,649,458	115,615,125	-	-	-	149,704,896
DC36	Waterberg District	108,546	74,923	7,912	4,483	10,332	-	-	619,919	826,115
	Sub-total	21,163,119	10,440,418	6,966,627	6,109,240	200,031,587	-	-	619,919	245,330,910
	Total	123,459,948	36,088,566	25,649,216	77,223,136	379,732,745	123,029,911	-	680,740	765,864,262

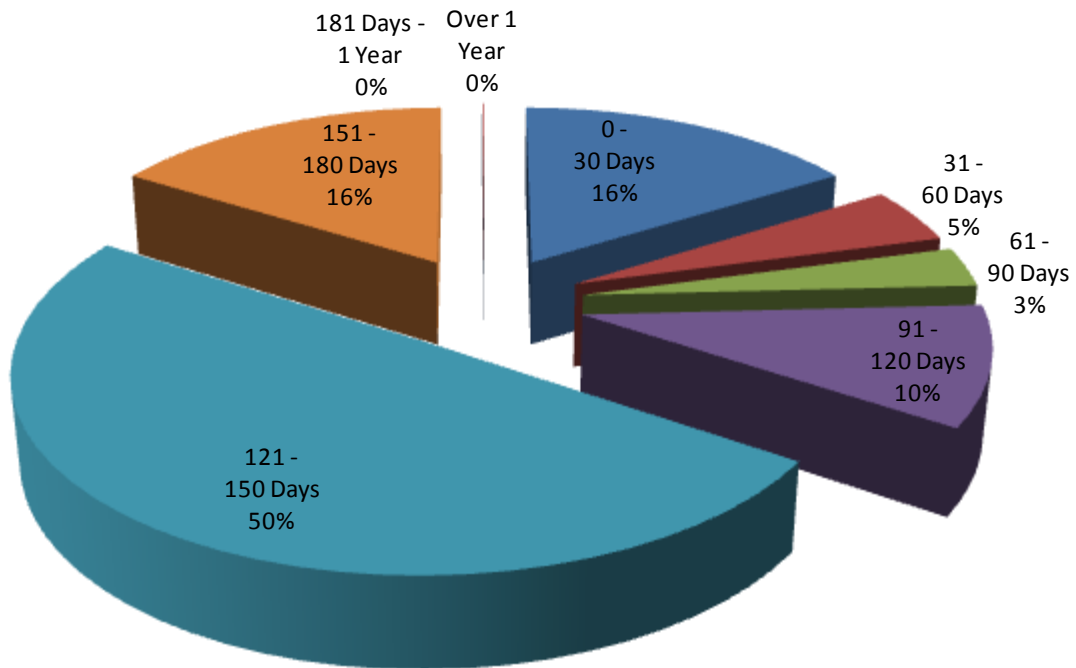
Debtors by Revenue Source and by Customer Group

Detail	0 - 30 Days	31 - 60 Days	61 - 90 Days	91 - 120 Days	121 - 150 Days	151 - 180 Days	181 Days - 1 Year	Over 1 Year	Total
Debtors Age Analysis By Income Source									
Water Tariffs	7,872,789	4,485,094	3,696,075	7,553,064	72,115,119	-	-	-	95,722,141
Electricity Tariffs	12,477,045	3,513,257	1,425,640	1,001,951	11,073,279	-	-	-	29,491,172
Rates (Property Rates)	7,791,467	4,205,430	3,228,144	2,723,604	75,743,500	-	-	-	93,692,145
Sewerage / Sanitation Tariffs	2,174,165	1,475,804	1,266,305	1,184,265	32,326,702	-	-	-	38,427,241
Refuse Removal Tariffs	2,243,340	1,536,173	1,361,581	7,175,019	31,471,365	-	-	-	43,787,478
Housing (Rental Income)	15,621	3,783	4,202	3,583	113,087	-	-	-	140,276
RSC Levies	-	-	-	-	-	-	-	580,559	580,559
Other	90,885,521	20,869,025	14,667,269	57,581,650	156,889,693	123,029,911	-	100,181	464,023,250
Total By Income Source	123,459,948	36,088,566	25,649,216	77,223,136	379,732,745	123,029,911	-	680,740	765,864,262
Debtors Age Analysis By Customer Group									
Government	3,918,511	3,190,763	2,403,780	3,552,756	17,077,570	13,451,584	-	-	43,594,964
Business	24,113,948	6,524,020	3,067,123	4,221,465	7,792,981	25,069,717	-	3,149	70,792,403
Households	80,722,995	15,688,065	11,231,757	49,077,230	115,314,391	79,545,448	-	-	351,579,886
Other	14,704,494	10,685,718	8,946,556	20,371,685	239,547,803	4,963,162	-	677,591	299,897,009
Total By Customer Group	123,459,948	36,088,566	25,649,216	77,223,136	379,732,745	123,029,911	-	680,740	765,864,262

Debtors – Graphs



Debtors 's age analysis



Creditors Age Analysis

Code	Municipality	0 - 30 Days	31 - 60 Days	61 - 90 Days	91 - 120 Days	121 - 150 Days	151 - 180 Days	181 Days - 1 Year	Over 1 Year	Total
NP03a2	Makhuduthamaga	-	-	-	-	-	-	-	-	-
NP03a3	Fetakgomo	-	-	-	-	-	-	-	-	-
NP03a4	Greater marble Hall	23,991	-	-	-	-	-	-	-	23,991
NP03a5	Greater Tubatse	-	-	-	-	-	-	-	-	-
NP03a6	Elias Motsoaledi	-	-	-	-	-	-	-	-	-
DC47	Greater Sekhukhune	-	-	-	-	-	-	-	-	-
	Sub-Total	23,991	-	-	-	-	-	-	-	23,991
NP331	Greater Givani	-	-	-	-	-	-	-	-	-
NP332	Greater Letaba	-	-	-	-	-	-	-	-	-
NP333	Greater Tzaneen	-	-	-	-	-	-	-	-	-
NP334	Ba-Phalaborwa	3,931,199	-	-	-	-	-	-	-	3,931,199
NP335	Maruleng	-	-	-	-	-	-	-	-	-
DC33	Mopani District	-	-	-	-	-	-	-	-	-
	Sub-Total	3,931,199	-	-	-	-	-	-	-	3,931,199
NP341	Musina	103,481	23,925	4,165	27,754	-	-	-	-	159,325
NP342	Mutale	-	-	-	-	-	-	-	-	-
NP343	Thulamela	-	-	-	-	-	-	-	-	-
NP344	Makhado	72,090	16,589	67	127,410	-	-	-	-	216,156
DC34	Vhembe District	-	-	-	-	-	-	-	-	-
	Sub-Total	175,571	40,514	4,232	155,164	-	-	-	-	375,481
NP351	Blouberg	1,218,657	-	-	-	-	-	-	-	1,218,657
NP352	Aganang	938,784	-	-	-	-	-	-	-	938,784
NP353	Molemole	341,453	-	-	-	-	-	-	-	341,453
NP354	Polokwane	-	-	-	-	-	-	-	-	-
NP355	Lepelle-Nkumpi	1,297,614	-	-	-	-	-	-	-	1,297,614
DC35	Capricorn District	-	-	-	-	-	-	-	-	-
	Sub-total	3,796,508	-	-	-	-	-	-	-	3,796,508
NP361	Thabazimbi	-	-	-	-	-	-	-	-	-
NP362	Lephalale	1,090,093	-	-	-	-	-	-	-	1,090,093
NP363	Mookgophong	-	-	-	-	-	-	-	-	-
NP364	Modimolle	296,419	-	-	-	-	-	-	-	296,419
NP365	Bela-Bela	-	-	-	-	-	-	-	-	-
NP366	Mogalakwena	16,560,871	-	-	-	-	-	-	-	16,560,871
DC36	Waterberg District	214,869	-	-	-	-	-	-	-	214,869
	Sub-total	18,162,252	-	-	-	-	-	-	-	18,162,252
	Total	26,089,521	40,514	4,232	155,164	-	-	-	-	26,289,431